

Engineering Sample Specifications

CUSTOMER :
DESCRIPTION : **MagLev Motor Fan**
DIMENSIONS : **15X15X5 mm**
MODEL : **UF3F5-100**
P/N :

ENGINEER	S. G. T. 6/13	APPROVAL	<i>ym 6/13</i>
SSR NO.	KT09600040	ISSUE DATE	06.11.2007
建準電機工業股份有限公司 SUNONWEALTH ELECTRIC MACHINE INDUSTRY CO., LTD TEL:886-7-7163069(41 LINES) FAX:886-7-7163086/87/88 WEB PAGE : http://www.sunon.com.tw			

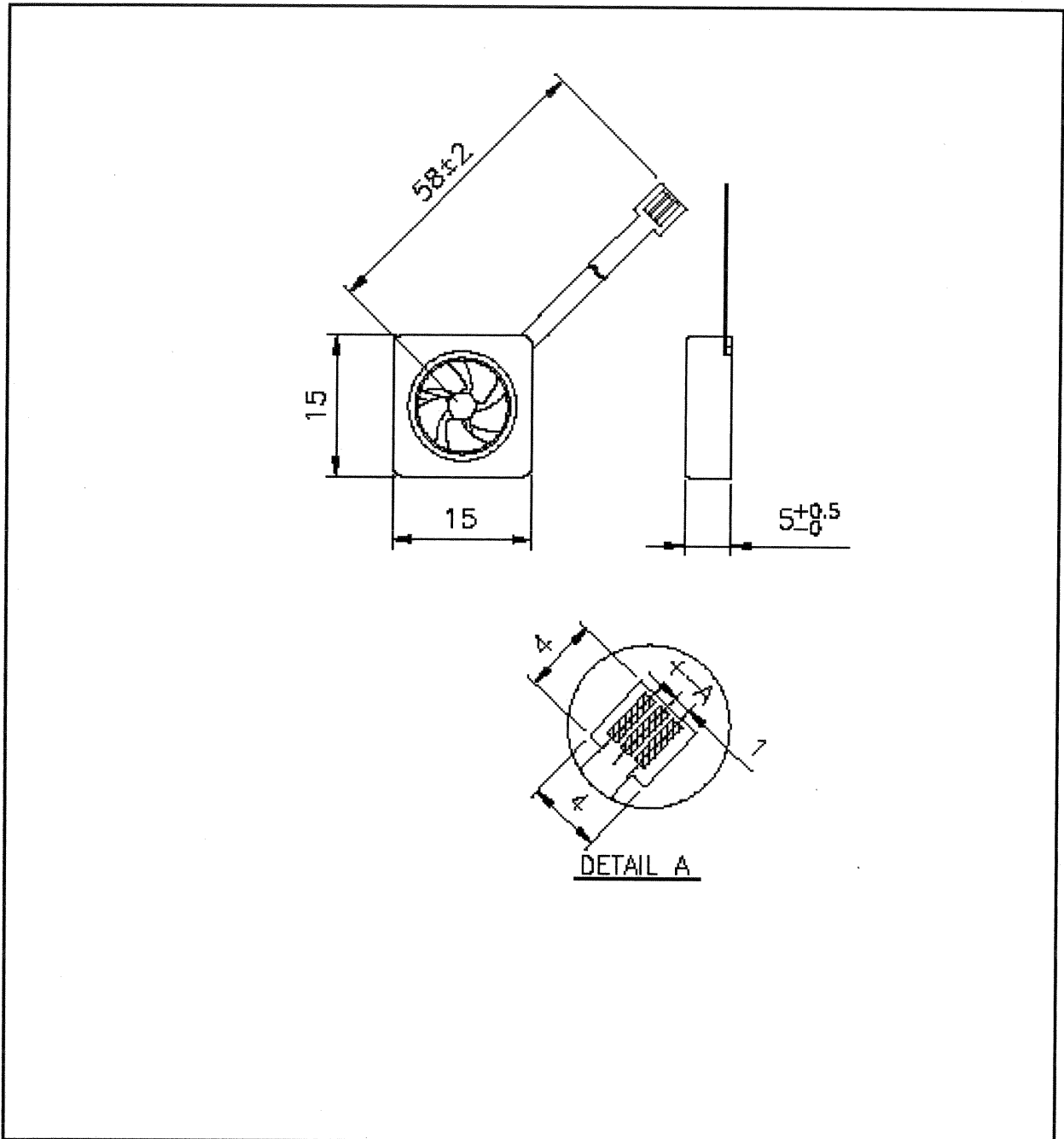
1. Construction

MOTOR DESIGN	DC Brushless 12 pole motor design
BEARING SYSTEM	Vapo bearing system
DIMENSIONS	See Page 4
MATERIALS OF FRAME	Thermoplastic LCP A130
MATERIALS OF FAN BLADE	Thermoplastic LCP A130
DIRECTION OF ROTATION	Counter-clockwise viewed from front of fan blade
Tolerance	±15% on rated power and current.
WEIGHT	1.2g

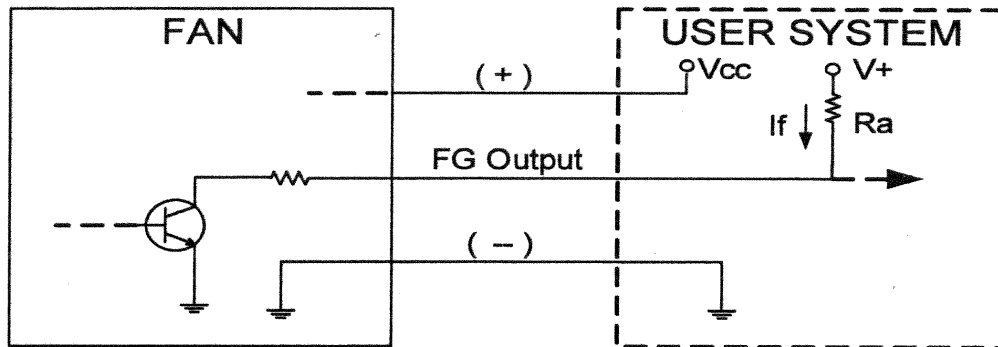
2. Rating

RATED VOLTAGE	3 VDC
STARTING VOLTAGE	2.2 VDC (25 deg. C POWER ON/OFF)
OPERATING VOLTAGE RANGE	2.2 ~ 3.5 VDC
RATED CURRENT	36 mA
RATED POWER CONSUMPTION	0.11 WATTS
AIR FLOW	5.20 l/min
STATIC PRESSURE	8.29 Pa
ACOUSTIC NOISE / 0.3M	11.9 dB(A)
RATED SPEED	9600 RPM ± 30%
OPERATING TEMPERATURE	-10 to + 70 deg. C
STORAGE TEMPERATURE	-40 to + 70 deg. C

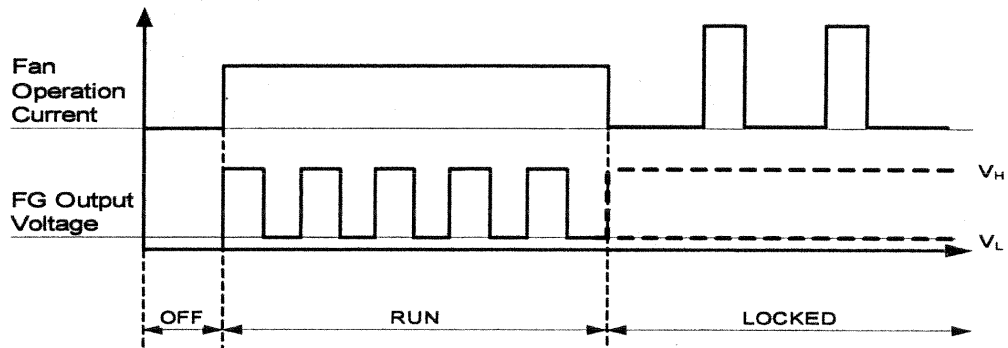
3. Dimensions



4. FG Signal



$$*Ra \geq V^+ / I_f (\text{max})$$



★Electrical Characteristics : (at Ta = 25°C)

Parameter	Ratings			Unit
	min	typ.	max	
FG Supply Voltage(V+)	2.2	--	6	Voltage
FG Output Current (If)	5	--	10	mA
FG Output (VL)	--	0.25	0.4	Voltage
FG Output (VH)	2.2	--	--	Voltage

5. Performance curve

