



General Specifications

Allowable Ambient Temperature Range:

- 10°C ~ +70°C (Operating)
- 40°C ~ +70°C (Storage)
- (non-condensing environment)

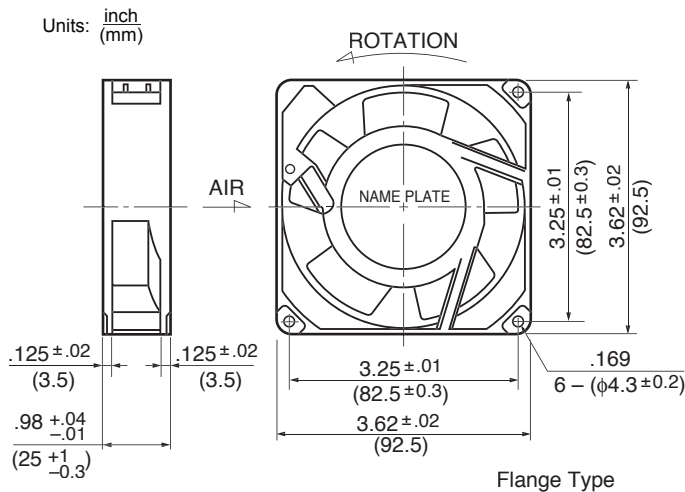
Motor Structure: Shaded Pole Induction Motor

Motor Protection: Impedance Protection

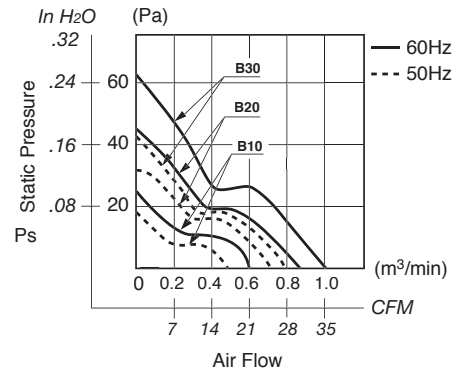
Expected Life

Failure Rate: 10%
25°C 50,000 Hours

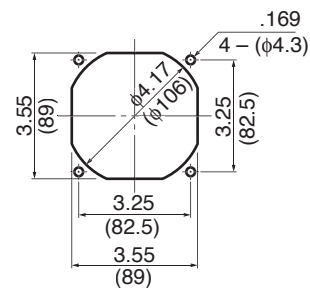
Outline



Characteristic Curves



Panel Cut-outs



INLET SIDE / OUTLET SIDE

Material

- Casing : Aluminum
- Impeller : Polycarbonate (Glass Fiber-Containing)
- Bearing : Ball Bearings
- Lead Wire: AWG22, UL3266, CSA CL1252
- or Terminal: Faston #110 or equivalent





Specifications

MODEL	Rated Voltage	Frequency	Starting Voltage	Current	Input Power	Speed	Max. Air Flow		Max. Static Pressure		Noise	Mass
	(V)	(Hz)	(V)	(A)* ¹	(W) ^{+10% -20%}	(min ⁻¹)* ³	CFM* ²	(m ³ /min)* ³	in H ₂ O	(Pa)* ³	(dB)* ²	(g)
3610PS-10T-B30-B00	100	50	65	0.190	13.0	2600	28.0	0.80	.17	43.1	33.5	300
	100	60	65	0.150	10.0	3100	34.5	0.98	.24	60.7	38.0	300
3610PS-12T-B30-A00	115	50	75	0.170	12.0	2600	28.0	0.80	.17	43.1	33.5	300
	115	60	75	0.130	9.0	3100	34.5	0.98	.24	60.7	38.0	300
3610PS-20T-B30-B00	200	50	130	0.100	13.0	2600	28.0	0.80	.17	43.1	33.5	300
	200	60	130	0.080	10.0	3100	34.5	0.98	.24	60.7	38.0	300
3610PS-22T-B30-B00	220	50	165	0.100	13.0	2600	28.0	0.80	.17	43.1	34.0	300
	220	60	165	0.080	10.0	3100	34.5	0.98	.24	60.7	39.0	300
3610PS-23T-B30-A00	230	50	180	0.090	13.0	2600	28.0	0.80	.17	43.1	34.0	300
	230	60	180	0.070	10.0	3100	34.5	0.98	.24	60.7	39.0	300
3610PS-24T-B30-A00	240	50	180	0.085	13.0	2600	28.0	0.80	.17	43.1	34.0	300
	240	60	180	0.065	10.0	3100	34.5	0.98	.24	60.7	39.0	300
3610PS-10T-B20-B00	100	50	65	0.095	7.0	2100	21.0	0.60	.11	27.4	30.0	300
	100	60	65	0.085	6.0	2500	28.0	0.80	.16	39.2	35.0	300
3610PS-12T-B20-A00	115	50	75	0.095	7.0	2100	21.0	0.60	.12	29.4	30.0	300
	115	60	75	0.090	6.0	2500	28.0	0.80	.16	39.2	35.0	300
3610PS-20T-B20-B00	200	50	130	0.060	7.0	2100	22.9	0.65	.11	27.4	30.0	300
	200	60	160	0.050	6.0	2500	28.0	0.80	.16	39.0	35.0	300
3610PS-22T-B20-B00	220	50	165	0.050	6.5	2100	21.0	0.60	.12	29.4	30.0	300
	220	60	165	0.050	5.5	2500	28.0	0.80	.15	38.2	35.0	300
3610PS-23T-B20-A00	230	50	180	0.050	7.0	2100	21.0	0.60	.12	29.4	30.0	300
	230	60	180	0.050	6.0	2500	28.0	0.80	.16	39.2	35.0	300
3610PS-24T-B20-A00	240	50	180	0.050	9.0	2100	21.0	0.60	.12	29.4	30.0	300
	240	60	180	0.050	8.0	2500	28.0	0.80	.16	39.2	35.0	300
3610PS-10T-B10-B00	100	50	65	0.100	7.0	1450	16.0	0.46	.05	13.7	23.0	300
	100	60	65	0.090	6.0	1800	20.0	0.58	.08	19.6	26.0	300
3610PS-12T-B10-A00	115	50	75	0.090	7.0	1450	16.0	0.46	.05	13.7	22.0	300
	115	60	75	0.080	6.0	1800	20.0	0.58	.08	19.6	25.0	300
3610PS-20T-B10-B00	200	50	130	0.045	7.0	1500	16.0	0.46	.05	13.7	24.0	300
	200	60	130	0.040	6.0	1900	21.0	0.60	.08	19.6	27.0	300
3610PS-22T-B10-B00	220	50	165	0.050	8.0	1450	16.0	0.46	.05	13.7	23.0	300
	220	60	165	0.040	7.0	1800	21.0	0.60	.08	19.6	26.0	300
3610PS-23T-B10-A00	230	50	180	0.050	7.0	1450	16.0	0.46	.05	13.7	22.0	300
	230	60	180	0.040	6.0	1800	20.0	0.58	.08	19.6	26.0	300
3610PS-24T-B10-A00	240	50	180	0.050	8.0	1450	16.0	0.46	.05	13.7	24.0	300
	240	60	180	0.045	7.0	1800	21.0	0.60	.08	19.6	27.0	300

TABLE OF CONTENTS Pages 59-70

AC Axial Fans



	Page
Part Numbering System	60
Common Specifications	61
Agency Approvals	61
Panel Cut-outs	61

Product Series	Size (mm)	AirFlow (m ³ /hr)	Page
2412PS Series	60sq x 30	15.6	62
3110PS Series	80sq x 25	33.6	63
3115PS Series	80sq x 38	54.0	64
3610PS Series	92sq x 25	59.0	65
4710PS Series	119sq x 25	120.0	66
4715FS Series	119sq x 38	153.0	67
4715MS Series	119sq x 38	174.0	68
5915PC Series	Ø172x150x38	360.0	70

Part Numbering System

1 2 3 4 - 5 6 - 7 8 9 - 10 11
 47 15 P S - 12 T - B 2 0 - A 00

1 Frame Size

24	31	36	47	59
60mm	80mm	92mm	119mm	150mm

2 Frame Thickness

10	12	15
25mm	30mm	38mm

3 Series

P: Series, M: Series
F: Series

4 Motor Function

S: Shaded-pole C: Capacitor-run

5 Input Voltage

10	12	20	22	23	24
100V	115V	200V	220V	230V	240V

6 Termination

W: Lead Wires, T: Terminal

7 Bearing

B: Ball Bearing

8 Speed Class

0<1<2<3<4<5

9 Special Control Function

0: Impedance Protected
A: Thermal Protected

10 Product Number

A: Standard Model B: Standard Model D: Custom Casing K: Frameless
115V, 230V, 240V 100V, 200V, 220V 115V, 230V