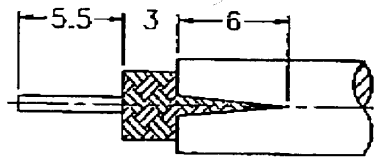
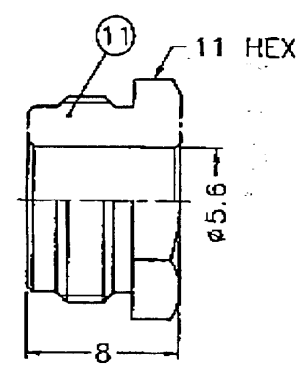
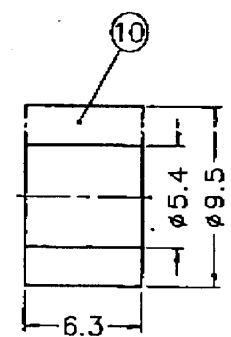
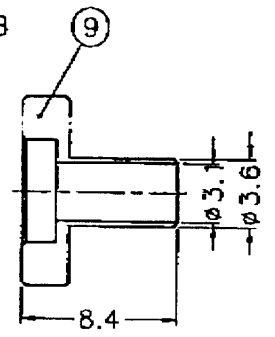
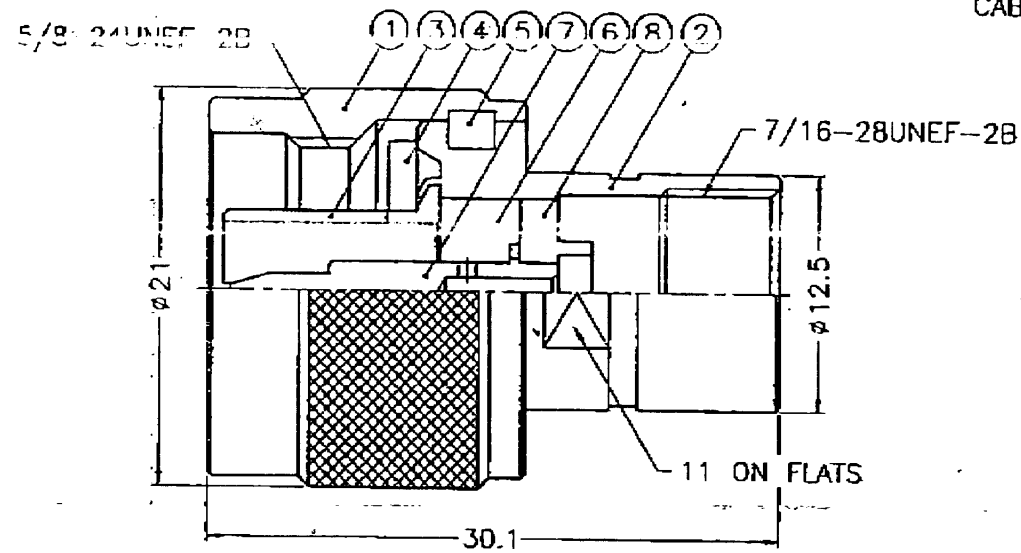


REVISIONS		
ISS	ZONE	DESCRIPTION \ APPROVED \ DATE
-	A-7	N1141E1 WAS NS210 \ TONY. T \ 03-18-93*
A	A-1	NO.5 WAS CHANGED \ TONY. T \ 11-01-94*



RECOMMENDED  
CABLE STRIPPING DIM'S



- NOTES: FINISH (PLATING THICKNESS IN MICRO-INCHES)
- BRASS PER QQ-B-626, ALLOY 360, 1/2 H
  - NICKEL PL 100 MIN. OVER COPPER PL 50 MIN. SILVER PL 80 MIN. OVER COPPER PL 50 MIN.
  - GOLD PL 100 MIN. OVER NICKEL PL 50 MIN. OVER COPPER PL 50 MIN. SILVER PL 100 MIN. OVER NICKEL PL 50 MIN. OVER COPPER PL 50 MIN.
  - TEFLON W/ P. 10228



NO.	DESCRIPTION	MATERIAL	FINISH	QTY	DRAWING NO.
10	GASKET	SILICONE	RED	1	NS210-10-95\541
9	BRAID CLAMP			1	NS210-9-75\31
8	INSULATOR			1	NS210-6T-50
7	CONTACT PIN			1	NS210-7-3\15
6	INSULATOR		NATURAL	1	NS210-6T-50
5	RETAINER RING			1	NS000-7-A
4	GASKET	SILICONE	RED	1	NS000-6
3	CONTACT BODY			1	NS000-5
2	BODY			1	NS210-2
1	SHELL			1	NS000-1

DIMENSIONS ARE IN MILLIMETERS	
TOLERANCES	
0.5-6	±0.2
6-30	±0.4
30-120	±0.6
120-315	±1
315-1000	±1.6
1000-2000	±2.4

PART NO.		TITLE	
APPROVED	<i>Tony T</i>	DATE	11-16-94*
CHECKED	<i>Mark C</i>	DATE	11-16-94*
DRAWN	<i>Shaly W</i>	DATE	11-16-94*
DRAWING NO.		KJ-N1141E1-58U-50	
FILE NO.		F:\DWG\N\1141E1\58U-50	

F  
E  
D  
C  
B  
A

E  
D  
C  
B  
A

1 2 3 4 5 6 7 8