

SPECIFICATION FOR APPROVAL

EC24XXXX-XXXXXX-X

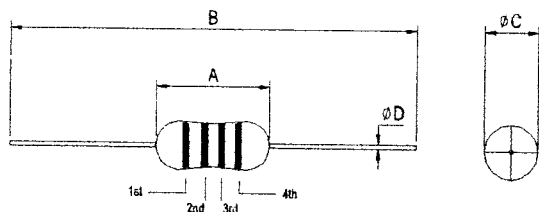
DATE:
DD/MM/YYYY

24-09-2009

PRODUCT NAME: EC24XXX-XXXX-XXX-VERXX

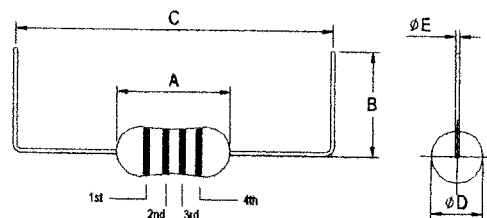
1. DIMENSION (UNIT:mm):

Packaging Type: B



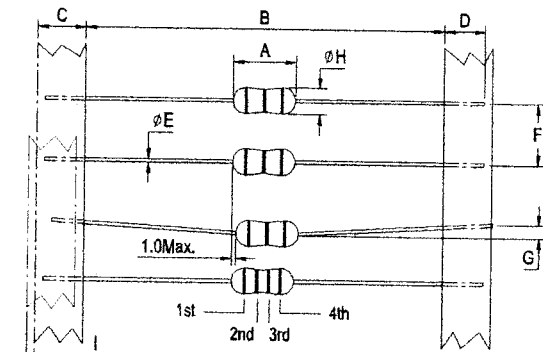
A: 7.0 Max. B: 63.0±1.0 C: 3.0 Max. D: 0.50±0.05

U-Forming:

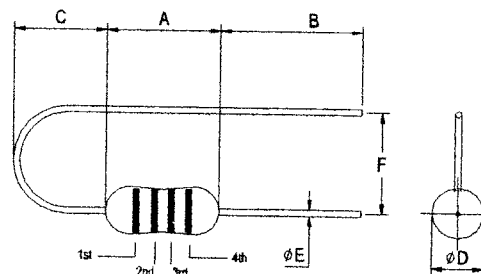


A: 7.0 Max. B: 3.6 Min. C: 10.0±1.0 D: 3.0 Max. E: 0.50±0.05

Packaging Type: T · R · T26


 A: 7.0 Max. B: 52.4±1.5(T,R) 26.0±1.0(T26) C: 6.0±1.0 D: 3.2Min.
 E: 0.50±0.05 F: 5.0±0.5 G: 1.0 Max. H: 3.0 Max. I: 1.0 Max.

F-Forming:


 A: 7.0 Max. B: 3.6Min. C: 4.0Max. D: 3.0 Max.
 E: 0.50±0.05 F: 5.0±1.0

SPECIFICATION FOR:

REF.:

SPECIFICATION FOR APPROVAL

EC24XXXX-XXXXXX-X

DATE:
DD/MM/YYYY

24-09-2009

PRODUCT NAME: EC24XXX-XXXX-XXX-VERXX

2. ELECTRIC CHARACTERISTICS:(Operating temperature: -20°C to+ 80°C)

Part Number	Inductance (uH)	Tolerance	Q Min	Testing Freq. of L & Q (MHz)	S.R.F (MHz) Min.	DCR (Ω) Max.	Rated Current (mA)	Color Code			
								1st	2nd	3rd	4th
EC24R10A-50BB00-X	0.10	K · M	30	25.2	280	0.085	1400	Bn	Bk	S	Bk
EC24R12A-50BB01-X	0.12	K · M	30	25.2	280	0.085	1350	Bn	R	S	Bk
EC24R15A-50BB02-X	0.15	K · M	30	25.2	280	0.095	1270	Bn	Gn	S	Bk
EC24R18A-50BB03-X	0.18	K · M	30	25.2	280	0.12	1200	Bn	Gy	S	Bk
EC24R22A-50BB04-X	0.22	J · K · M	40	25.2	280	0.15	1150	R	R	S	Bk
EC24R27A-50BB05-X	0.27	J · K · M	40	25.2	260	0.15	1110	R	V	S	Bk
EC24R33A-50BB06-X	0.33	J · K · M	40	25.2	260	0.15	1110	O	O	S	Bk
EC24R39A-50BB07-X	0.39	J · K · M	40	25.2	220	0.17	1000	O	W	S	Bk
EC24R47A-50BB08-X	0.47	J · K · M	40	25.2	200	0.17	1000	Y	V	S	Bk
EC24R56A-50BB09-X	0.56	J · K · M	40	25.2	180	0.17	950	Gn	Be	S	Bk
EC24R68A-50BB10-X	0.68	J · K · M	40	25.2	160	0.18	900	Be	Gy	S	Bk
EC24R82A-50BB11-X	0.82	J · K · M	40	25.2	140	0.18	900	Gy	R	S	Bk
EC241R0A-50BB12-X	1.00	J · K · M	40	25.2	135	0.18	815	Bn	Bk	Gd	S
EC241R2A-50BB13-X	1.20	J · K · M	40	7.96	135	0.18	740	Bn	R	Gd	S
EC241R5A-50BB14-X	1.50	J · K · M	40	7.96	130	0.2	700	Bn	Gn	Gd	S
EC241R8A-50BB15-X	1.80	J · K · M	40	7.96	125	0.23	655	Bn	Gy	Gd	S
EC242R2A-50BB16-X	2.20	J · K · M	40	7.96	80	0.25	630	R	R	Gd	S
EC242R7A-50BB17-X	2.70	J · K · M	40	7.96	80	0.28	595	R	V	Gd	S
EC243R3A-50BB18-X	3.30	J · K · M	40	7.96	70	0.3	575	O	O	Gd	S
EC243R9A-50BB19-X	3.90	J · K · M	40	7.96	65	0.32	555	O	W	Gd	S
EC244R7A-50BB20-X	4.70	J · K · M	40	7.96	45	0.35	530	Y	V	Gd	S
EC245R6A-50BB21-X	5.60	J · K · M	40	7.96	40	0.4	500	Gn	Be	Gd	S
EC246R8A-50BB22-X	6.80	J · K · M	40	7.96	30	0.45	470	Be	Gy	Gd	S
EC248R2A-50BB23-X	8.20	J · K · M	40	7.96	28	0.56	425	Gy	R	Gd	S
EC24100A-50BB24-X	10.00	J · K · M	40	7.96	22	0.72	370	Bn	Bk	Bk	S
EC24120A-50BB25-X	12.00	J · K · M	40	2.52	20	0.8	350	Bn	R	Bk	S
EC24150A-50BB26-X	15.00	J · K · M	40	2.52	16	0.88	335	Bn	Gn	Bk	S
EC24180A-50BB27-X	18.00	J · K · M	40	2.52	15	1	315	Bn	Gy	Bk	S
EC24220A-50BB28-X	22.00	J · K · M	40	2.52	13	1.2	285	R	R	Bk	S

EC24270A-50BB29-X	27.00	J、K、M	40	2.52	11	1.35	270	R	V	Bk	S
EC24330A-50BB30-X	33.00	J、K、M	40	2.52	10	1.5	255	O	O	Bk	S
EC24390A-50BB31-X	39.00	J、K、M	40	2.52	9.5	1.7	240	O	W	Bk	S
EC24470A-50BB32-X	47.00	J、K、M	50	2.52	8.5	2.3	205	Y	V	Bk	S
EC24560A-50BB33-X	56.00	J、K、M	50	2.52	7.5	2.6	195	Gn	Be	Bk	S
EC24680A-50BB34-X	68.00	J、K、M	50	2.52	6.5	2.9	185	Be	Gy	Bk	S
EC24820A-50BB35-X	82.00	J、K、M	50	2.52	6	3.2	175	Gy	R	Bk	S
EC24101A-50BB36-X	100.00	J、K、M	50	2.52	5.5	3.7	165	Bn	Bk	Bn	S
EC24121A-50BB37-X	120.00	J、K、M	60	0.796	5.4	3.8	160	Bn	R	Bn	S
EC24151A-50BB38-X	150.00	J、K、M	60	0.796	4.75	4.9	150	Bn	Gn	Bn	S
EC24181A-50BB39-X	180.00	J、K、M	60	0.796	4.35	5.5	140	Bn	Gy	Bn	S
EC24221A-50BB40-X	220.00	J、K、M	60	0.796	4	6.5	130	R	R	Bn	S
EC24271A-50BB41-X	270.00	J、K、M	60	0.796	3.7	7.5	120	R	V	Bn	S
EC24331A-50BB42-X	330.00	J、K、M	60	0.796	3.4	9.5	100	O	O	Bn	S
EC24391A-50BB43-X	390.00	J、K、M	60	0.796	2.8	10.5	95	O	W	Bn	S
EC24471A-50BB44-X	470.00	J、K、M	60	0.796	2.56	17.5	90	Y	V	Bn	S
EC24561A-50BB45-X	560.00	J、K、M	60	0.796	2.35	19.5	85	Gn	Be	Bn	S
EC24681A-50BB46-X	680.00	J、K、M	60	0.796	2	20	75	Be	Gy	Bn	S
EC24821A-50BB47-X	820.00	J、K、M	60	0.796	1.6	23.7	65	Gy	R	Bn	S
EC24102A-50BB48-X	1000.00	J、K、M	50	0.796	1.15	30	60	Bn	Bk	R	S

NOTE:

-X:

Packaging Type

-B: BULK

-T: TAPE & BOX

-R: TAPE & REEL

A: Inductance Tolerance:

J: ±5%

K: ±10%

M: ±20%

BB: PRODUCT TYPE AND TOLERANCE PARAMETERS:

TELERANCE	TYPE					
	B	T	R	T26	U	F
J	22	25	28	31	34	37
K	21	24	27	30	33	36
M	20	23	26	29	32	35

3. Packaging Quantities(PCS):

1. Plastic sack: 2.0KPCS/PACK.

2. Tape & box: 3.0KPCS/BOX.

3. Tape & reel: 5.0KPCS/REEL.

4. U-Forming: plastic sack: 2.0KPCS/BOX.

5. F-Forming: plastic sack: 1.5KPCS/BOX.