

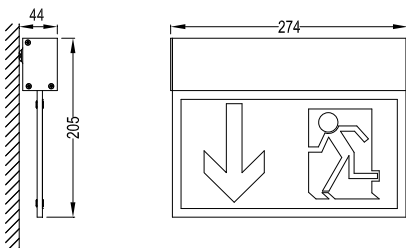
SELF-CONTAINED EMERGENCY LUMINARE

M7-25

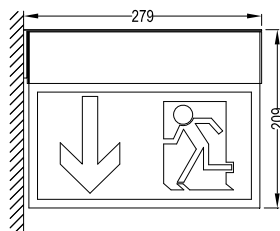


	RECESSED CEILING MOUNTING	OTHER MOUNTINGS
Case material	Metal	Aluminum
Case color	White (RAL 9010)	Silver (RAL 9006)
Legend material	Polycarbonate	
Viewing distance	25m	
Emergency duration	3 h	
Lamp	LED	
Wattage (AC)	7W	
Voltage	230V 50Hz	
Protection category	IP 20	IP 40
Insulation class	I	
Battery	NiMH 4,8V 600mAh	
Permissible temp.	5 - 35°C	

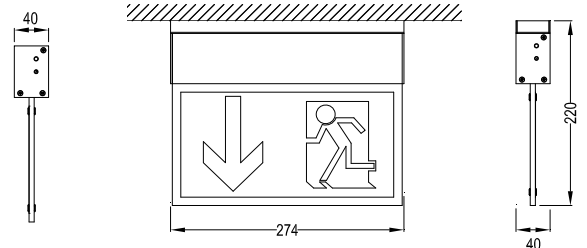
Wall mounted Art. No. M7.25.01



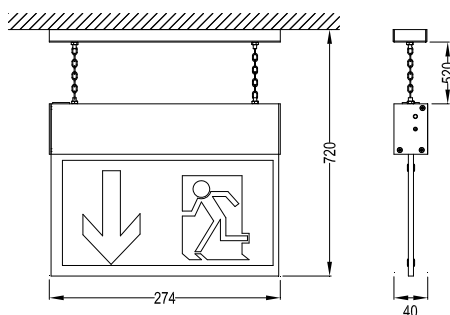
Outrigger mounted Art. No. M7.25.02



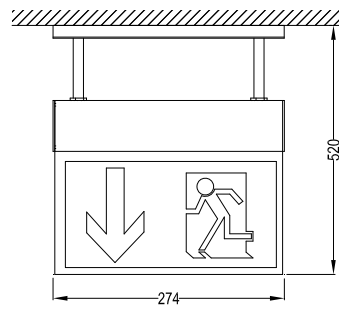
Ceiling mounted Art. No. M7.25.03



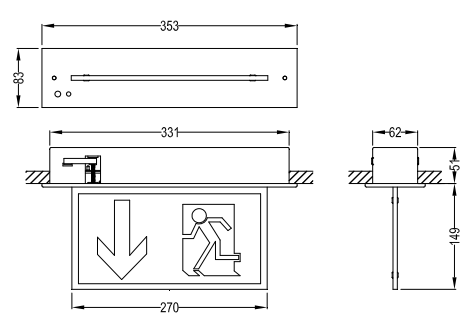
Chain suspended Art. No. M7.25.04



Pole mounted Art. No. M7.25.05



Recessed ceiling mounted Art. No. M7.25.06



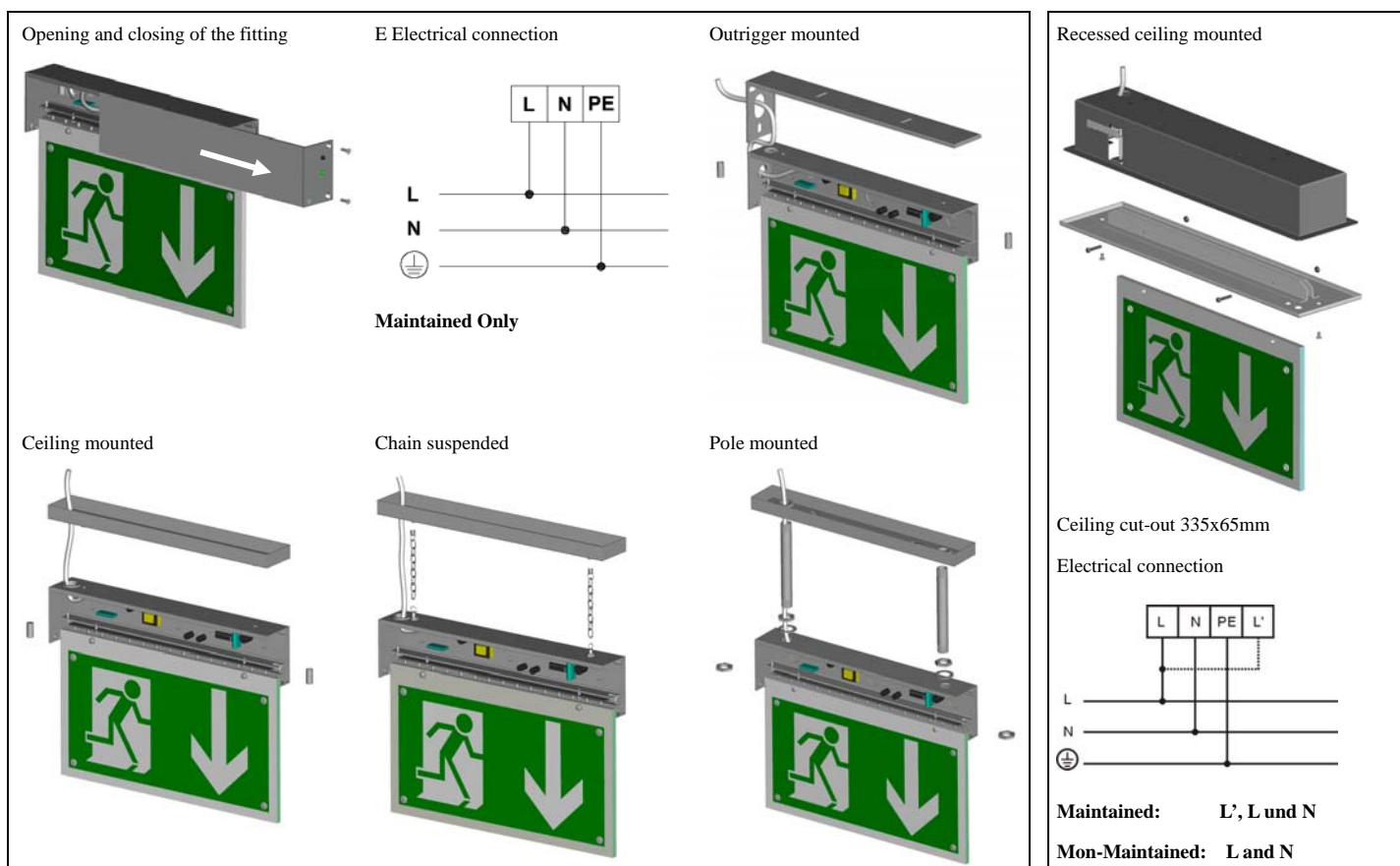
INSTALLATION



CAUTION: Work on the 230V mains circuit to be carried out by qualified electricians only, observing national installation regulations. Before installing the product, switch off the mains supply.

Surface mounted

Recessed ceiling mounted



NOTE: Write installation date on the battery's label. The light is supplied with discharged battery and must be connected to the mains for at least 20 h so that the battery can be charged to its working capacity.

SELF-TEST

20 h after applying mains voltage a **functional test** is automatically run (30 sec., items checked: changeover and lamp). After a further 4 h, an automatic 3 h **duration test** is run. (If the test button is pressed for 5 sec. before the duration test has ended, the operation duration test is aborted.). Following the first duration test, regardless of whether or not this was passed, the weekly cycle of functional test and yearly cycle of duration test are automatically started.

MANUAL TEST

Test button	Green LED	Status
Press for about 1 s	OFF	Emergency mode for 1 second
Press for about 3 s	Blinking	Functional test for 30 seconds.
Press for about 5 s	Flashing	Duration test
Press again for about 5 s		Interruption of duration test

Meaning of the indicator LED

	Mains operation No fault		Duration test failed
	Blinking Functional test		Blinking Lamp / changeover fault
	Flashing Duration test		Flashing Battery / charging fault
	Mains failure + Emergency light operation		

The status display can only be cleared after the fault has been rectified, mains voltage has been reapplied and a functional test has been run.